

Auto Loan Calculator

© 2007 Vertex42, LLC

v 1.0

[Download from Vertex42.com](http://www.vertex42.com)

Purchase Price (before tax)

Sale Price + Options	\$	20,000
Destination charge	\$	-
Title Transfer Fee	\$	-
Other Taxable Fees	\$	-
Purchase Price	\$	20,000

Set to 0 if included in sale price
e.g. \$10

State Sales Tax

Trade-In is Tax Deductible	FALSE
Cash Rebate is Tax Deductible	FALSE
State Sales Tax Rate	6.25%
Net Taxable	\$ 20,000
State Sales (Excise) Tax	\$ 1,250.00

If you don't know, set to FALSE

If you don't know, set to FALSE

e.g. \$6.25%

Non-Taxable Fees

Registration	\$	40
Late Registration Fee	\$	-
Service Contract	\$	-
Special Plate Fee	\$	-
Administration Fee	\$	3
Transaction Fee	\$	3
Late Title Transfer Fee	\$	-
Duplicate Title Fee	\$	-
Other Non-Taxable Fees	\$	-
Total Non-Taxable Fees	\$	46

e.g. \$40 to \$100

e.g. \$10 per month

e.g. \$250 to \$1000 [Read This](#)

e.g. \$25

e.g. \$3

e.g. \$3

e.g. \$25 to \$200

e.g. \$25

Loan Amount

Unpaid Loan Balance on Trade-In	\$	-
<i>Less Down Payment</i>	\$	-
<i>Less Value of Trade-In</i>	\$	-
<i>Less Cash Rebate</i>	\$	-
Total Loan Amount	\$	21,296

Auto Loan Payment Calculator

© 2007 Vertex42, LLC

v 1.0

[Download from Vertex42.com](http://www.vertex42.com)

Inputs

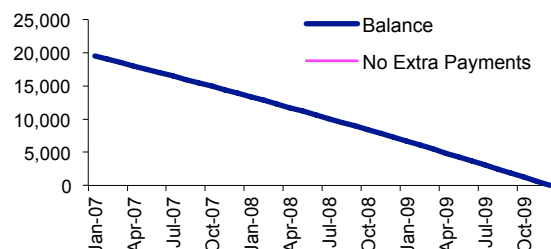
Auto Loan Amount	\$	20,000
Annual Interest Rate		8.50%
Term of Loan in Years		3
First Payment Date		1/1/07
Frequency of Payment		Monthly

Effect of Extra Payments

Total Payments	\$	22,728.62
Total Interest	\$	2,728.62
Reduced Interest		None
Number of Payments		36
Last Payment Date		12/1/09

Summary (with no extra payments)

Number of Payments	36
Rate (per period)	0.708%
Payment (per period)	\$631.35
Total Interest	\$2,728.63
Total Payments	\$22,728.63



No.	Due Date	Payment Due	Additional Payment	Interest	Principal	Balance
						\$20,000.00
1	1/1/07	631.35	0.00	141.67	489.68	19,510.32
2	2/1/07	631.35	0.00	138.20	493.15	19,017.17
3	3/1/07	631.35	0.00	134.70	496.65	18,520.52
4	4/1/07	631.35	0.00	131.19	500.16	18,020.36
5	5/1/07	631.35	0.00	127.64	503.71	17,516.65
6	6/1/07	631.35	0.00	124.08	507.27	17,009.38
7	7/1/07	631.35	0.00	120.48	510.87	16,498.51
8	8/1/07	631.35	0.00	116.86	514.49	15,984.02
9	9/1/07	631.35	0.00	113.22	518.13	15,465.89
10	10/1/07	631.35	0.00	109.55	521.80	14,944.09
11	11/1/07	631.35	0.00	105.85	525.50	14,418.59
12	12/1/07	631.35	0.00	102.13	529.22	13,889.37
13	1/1/08	631.35	0.00	98.38	532.97	13,356.40
14	2/1/08	631.35	0.00	94.61	536.74	12,819.66
15	3/1/08	631.35	0.00	90.81	540.54	12,279.12
16	4/1/08	631.35	0.00	86.98	544.37	11,734.75
17	5/1/08	631.35	0.00	83.12	548.23	11,186.52
18	6/1/08	631.35	0.00	79.24	552.11	10,634.41
19	7/1/08	631.35	0.00	75.33	556.02	10,078.39
20	8/1/08	631.35	0.00	71.39	559.96	9,518.43
21	9/1/08	631.35	0.00	67.42	563.93	8,954.50
22	10/1/08	631.35	0.00	63.43	567.92	8,386.58
23	11/1/08	631.35	0.00	59.40	571.95	7,814.63
24	12/1/08	631.35	0.00	55.35	576.00	7,238.63
25	1/1/09	631.35	0.00	51.27	580.08	6,658.55
26	2/1/09	631.35	0.00	47.16	584.19	6,074.36
27	3/1/09	631.35	0.00	43.03	588.32	5,486.04
28	4/1/09	631.35	0.00	38.86	592.49	4,893.55
29	5/1/09	631.35	0.00	34.66	596.69	4,296.86

30	6/1/09	631.35	0.00	30.44	600.91	3,695.95
31	7/1/09	631.35	0.00	26.18	605.17	3,090.78
32	8/1/09	631.35	0.00	21.89	609.46	2,481.32
33	9/1/09	631.35	0.00	17.58	613.77	1,867.55
34	10/1/09	631.35	0.00	13.23	618.12	1,249.43
35	11/1/09	631.35	0.00	8.85	622.50	626.93
36	12/1/09	631.37	0.00	4.44	626.93	0.00

Auto Loan Payment & Interest Comparisons

© 2007 Vertex42, LLC

[Download from Vertex42.com](http://www.vertex42.com)

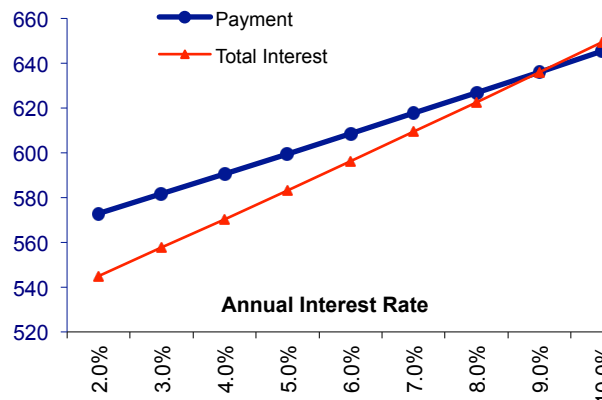
Unless otherwise indicated, the comparison tables are based on the *Loan Amount, Interest Rate, Term, and Frequency* listed to the right. These values can be changed in the **PaymentCalculator** worksheet.

Auto Loan Amount
Annual Interest Rate
Term of Loan in Years
Frequency of Payment

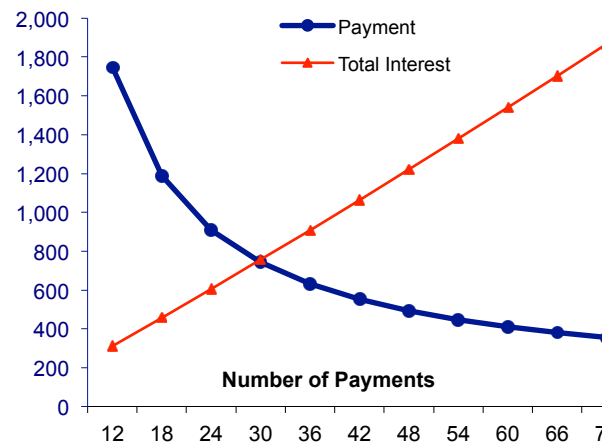
\$	20,000
	8.50%
	3
	Monthly

The calculations worksheet assure **extra payment** made.

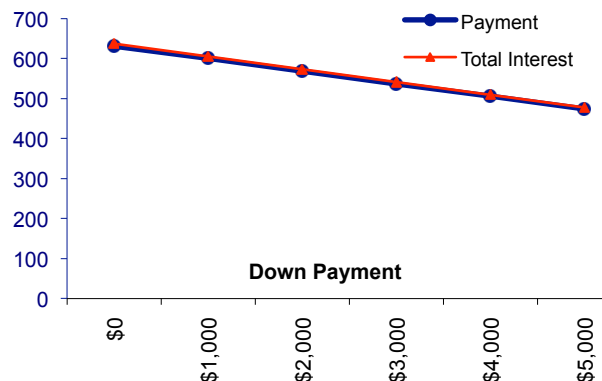
Annual Interest Rate	Total Paid	Payment	Total Interest
2.00%	20,622.60	572.85	622.60
3.00%	20,938.32	581.62	938.32
4.00%	21,257.28	590.48	1,257.28
5.00%	21,579.12	599.42	1,579.12
6.00%	21,903.84	608.44	1,903.84
7.00%	22,231.44	617.54	2,231.44
8.00%	22,562.28	626.73	2,562.28
9.00%	22,895.64	635.99	2,895.64
10.00%	23,232.24	645.34	3,232.24



# of Payments	Total Paid	Payment	Total Interest
6	20,498.76	3,416.46	498.76
12	20,932.80	1,744.40	932.80
18	21,372.66	1,187.37	1,372.66
24	21,818.64	909.11	1,818.64
30	22,270.80	742.36	2,270.80
36	22,728.60	631.35	2,728.60
42	23,192.40	552.20	3,192.40
48	23,662.56	492.97	3,662.56
54	24,138.00	447.00	4,138.00
60	24,619.80	410.33	4,619.80
66	25,107.72	380.42	5,107.72
72	25,601.04	355.57	5,601.04



Down Payment	Loan Amount	Payment	Total Interest
\$0.00	20,000.00	631.35	2,728.60
\$1,000.00	19,000.00	599.78	2,592.08
\$2,000.00	18,000.00	568.22	2,455.92
\$3,000.00	17,000.00	536.65	2,319.40
\$4,000.00	16,000.00	505.08	2,182.88
\$5,000.00	15,000.00	473.51	2,046.36



Frequency	# of Payments	Payment	Total Interest
Annually	3	7,830.78	3,492.34
Semi-Annually	6	3,846.35	3,078.10
Quarterly	12	1,905.74	2,868.88
Bi-Monthly	18	1,266.60	2,798.80
Monthly	36	631.35	2,728.60
Semi-Monthly	72	315.19	2,693.68
Bi-Weekly	78	290.91	2,690.98

